



VRLA Battery

MM75-12 12V 75Ah

MM Series SLA Battery

MHB MS Series--Small-size batteries

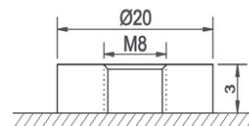
- 100% before shipment testing, stable and reliable long-term quality
- patented grid alloy formula and updated manufacturing technique
- completely sealed and maintenance-free, low self-discharge
- Excellent charging and re-charging acceptance
- Cycle use: More than 260 cycles at 100% DOD
- Floating & standby use: up to 8 years

Application:

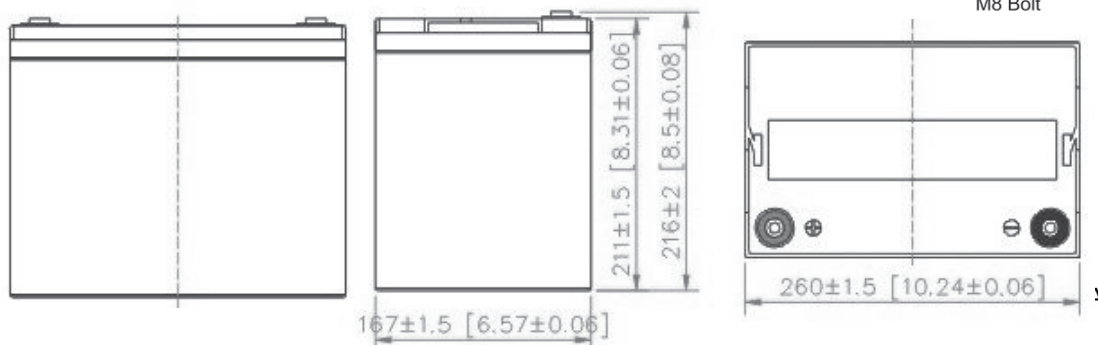
- Alarm System
- Cable Television
- Communication Equipment
- Emergency Power System
- Security System
- Medical Equipment
- UPS
- Power tools
- Control Equipment
- Toys

Construction:

- ComponentRaw material
- PositiveLead dioxide
- NegativeLead
- ContainerABS
- CoverABS
- SealantEpoxy
- Safety valve Rubber
- TerminalCopper
- SeparatorFiber glass
- ElectrolyteSulfuric acid



M8 Bolt



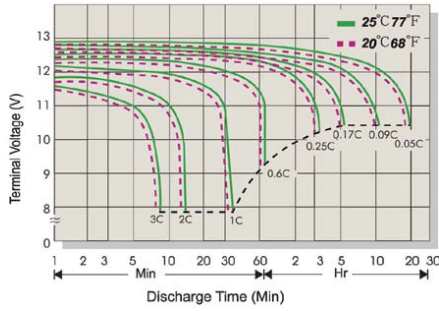
Specification:

Battery Model	MM 75-12 12V75AH			
Designed Floating Life	8 Years			
Capacity@(25°C)	20HR(3.98A,10.8V)	10HR(7.50 A,10.8V)	5HR(14.59A,10.5V)	1HR(48.86A,10.5V)
	79.60AH	75.00AH	72.95AH	48.86AH
Dimensions	Length	Width	Height	Total Height
	260mm (10.24 inch)	167mm (6.57 inch)	211mm (8.31 inch)	216mm (8.50 inch)
Approx. Weight	22.30Kg (49.17 lbs)			
Internal Resistance	Full charged at 25°C: ≤8.0mΩ			
Self Discharge	2% of capacity declined per month at (25°C)			
Capacity Affected by Temp.(20HR)	40°C	25°C	0°C	-15°C
	102%	100%	85%	65%
Charge Voltage(25°C)	Cycle use		Float use	
	14.4-14.6V(- °C)		13.6-13.8V (-20mV/°C)	

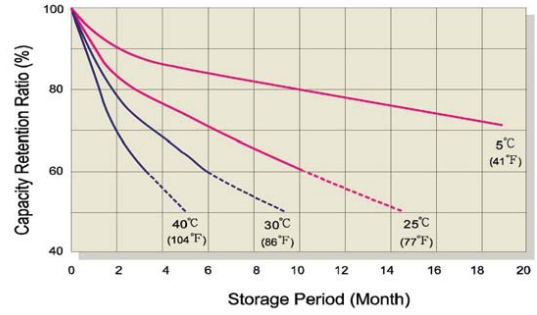
FUJIAN MINHUA POWER SOURCE CO., LTD.

www.mhb-battery.com

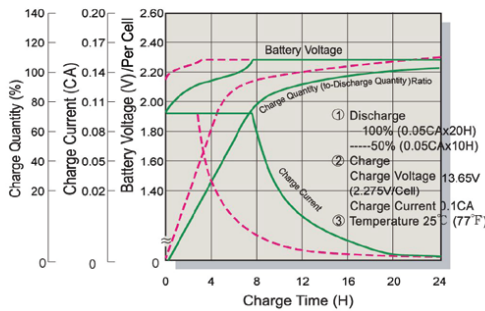
Terminal Voltage (V) and Discharge Time



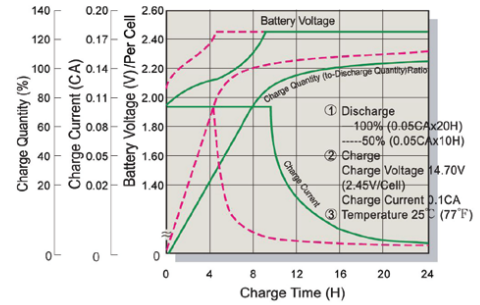
Capacity Retention Characteristic



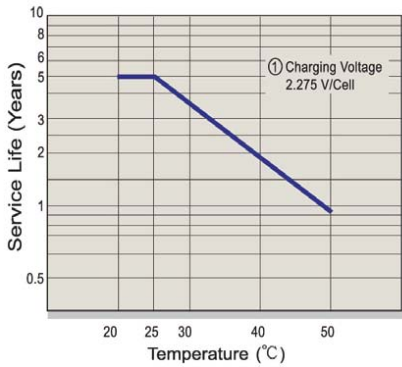
Battery Voltage and Charge Time for Standby Use



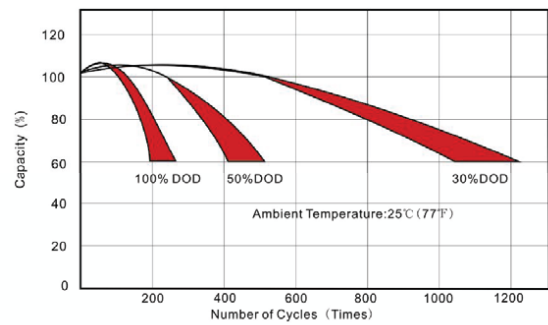
Battery Voltage and Charge Time for Cycle Use



Tickle(or Float) Service Life



Cycle Service Life



Constant Current Discharge (CC, Unit: A) at 25°C

F.V/Time	5Min	10Min	15Min	30Min	1Hr	2Hr	3Hr	4Hr	5Hr	6Hr	10Hr	20Hr
1.85V/Cell	266.61	157.38	123.70	80.63	47.06	27.20	20.89	17.15	14.06	11.46	7.37	3.91
1.80V/Cell	271.70	160.39	126.06	82.17	47.96	27.72	21.29	17.48	14.33	11.68	7.50	3.98
1.75V/Cell	276.80	163.40	128.42	83.71	48.86	28.24	21.69	17.81	14.59	11.90	7.65	4.05
1.70V/Cell	301.71	173.20	136.13	87.05	49.72	28.74	22.07	18.12	14.85	12.11	7.78	4.13
1.67V/Cell	332.15	187.91	147.69	91.92	50.25	29.05	22.31	18.32	15.01	12.24	7.87	4.17

Constant Power Discharge (CP, Unit: W) at 25°C

F.V/Time	5Min	10Min	15Min	30Min	1Hr	2Hr	3Hr	4Hr	5Hr	6Hr	10Hr	20Hr
1.85V/Cell	519.89	306.90	241.21	157.23	91.76	53.05	40.73	33.45	27.41	22.35	14.37	7.62
1.80V/Cell	529.82	312.76	245.82	160.24	93.52	54.06	41.51	34.09	27.93	22.77	14.63	7.76
1.75V/Cell	539.75	318.62	250.42	163.24	95.27	55.07	42.29	34.73	28.46	23.20	14.92	7.91
1.70V/Cell	588.33	337.74	265.45	169.75	96.95	56.04	43.03	35.34	28.96	23.61	15.18	8.05
1.67V/Cell	647.70	366.42	287.99	179.24	97.99	56.64	43.50	35.72	29.27	23.86	15.34	8.13