



VRLA Battery

MS28-12 12V 28Ah

MS Series SLA Battery

MHB MS Series--Small-size batteries

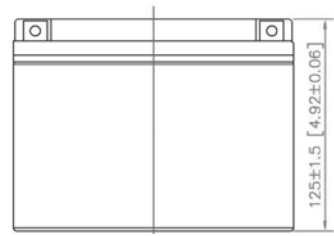
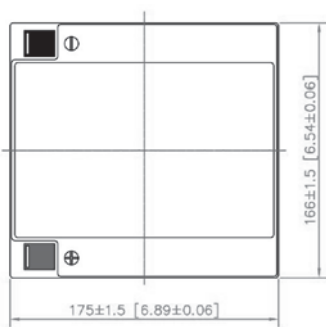
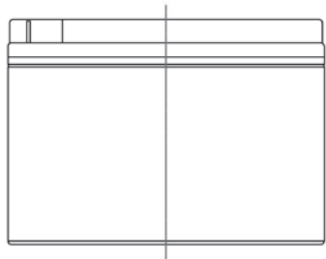
- 100% before shipment testing, stable and reliable long-term quality
- patented grid alloy formula and updated manufacturing technique
- completely sealed and maintenance-free, low self-discharge
- Excellent charging and re-charging acceptance
- Cycle use: More than 260 cycles at 100% DOD
- Floating & standby use: 3-5 years

Application:

- Alarm System
- Cable Television
- Communication Equipment
- Emergency Power System
- Security System
- Medical Equipment
- UPS
- Power tools
- Control Equipment
- Toys

Construction:

- Component .....Raw material
- Positive .....Lead dioxide
- Negative .....Lead
- Container .....ABS
- Cover .....ABS
- Sealant .....Epoxy
- Safety valve .... Rubber
- Terminal .....Copper
- Separator .....Fiber glass
- Electrolyte .....Sulfuric acid

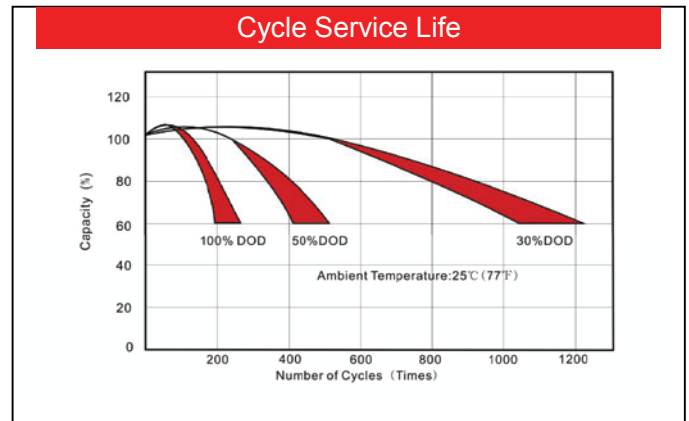
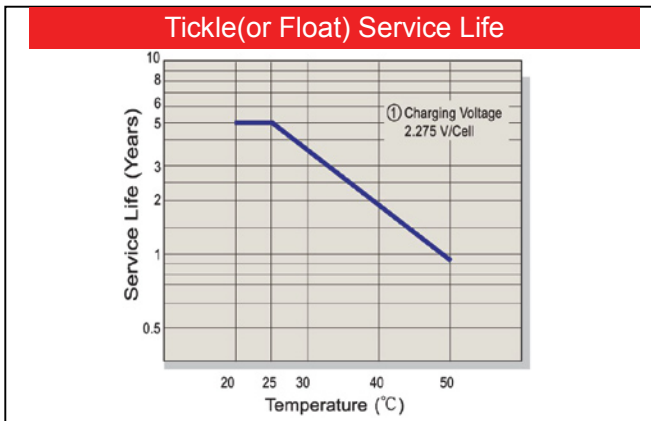
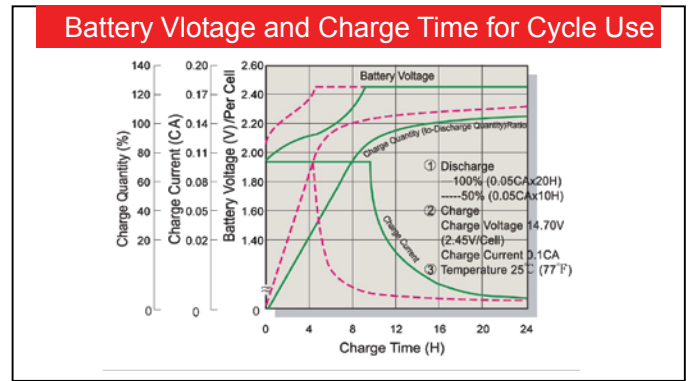
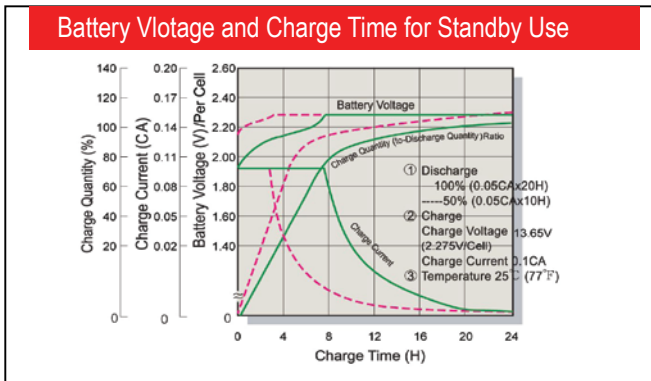
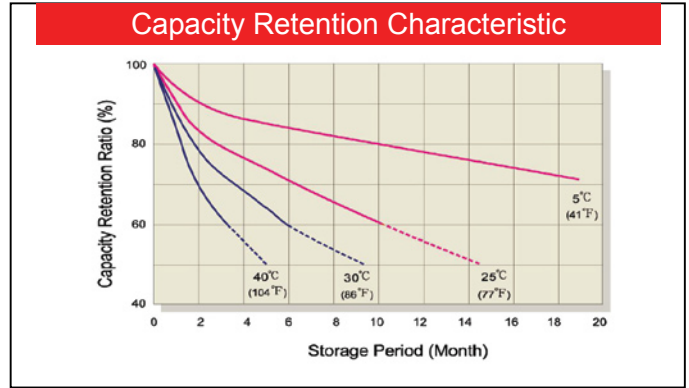
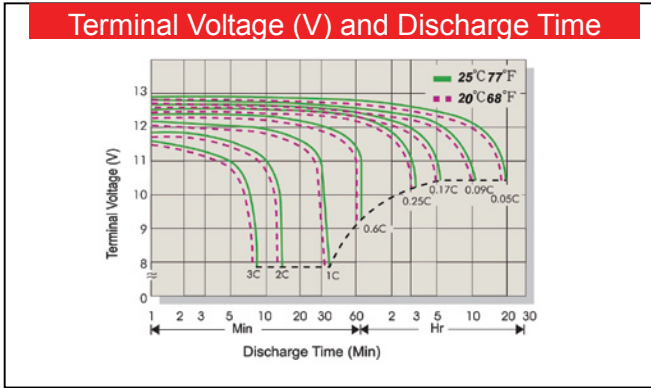


Specification:

Battery Model	MS 28-12 12V28AH			
Designed Floating Life	3~5 Years			
Capacity@(40°C)	20HR(1.40A,10.5V)	10HR(2.694A,10.5V)	5HR(5.04A,10.5V)	1HR(16.87A,10.5V)
	28.00AH	26.94AH	25.20AH	16.87AH
Dimensions	Length	Width	Height	Total Height
	175mm (6.89inch)	166mm (6.54inch)	125mm (4.92inch)	125mm (4.92inch)
Approx. Weight	7.92Kg (17.46 lbs) ± 5%			
Internal Resistance	Full charged at 25°C: ≤ 13.5mΩ			
Self Discharge	3% of capacity declined per month at (25°C)			
Capacity Affected by Temp.(20HR)	40°C	25°C	0°C	-15°C
	102%	100%	85%	65%
Charge Voltage(25°C)	Cycle use		Float use	
	14.4-15.0V(-30mV/°C), max. Current: 8.4A		13.5-13.8V (-20mV/°C)	

FUJIAN MINHUA POWER SOURCE CO., LTD.

www.mhb-battery.com



Constant Current Discharge(CC,Unit:A) at 25°C												
F.V/Time	5Min	10Min	15Min	30Min	1Hr	2Hr	3Hr	4Hr	5Hr	6Hr	10Hr	20Hr
1.85V/Cell	92.06	54.34	42.71	27.84	16.25	9.39	7.21	5.923	4.854	3.957	2.595	1.348
1.80V/Cell	93.82	55.38	43.53	28.37	16.56	9.57	7.35	6.036	4.946	4.032	2.644	1.374
1.75V/Cell	95.58	56.42	44.34	28.91	16.87	9.75	7.49	6.149	5.039	4.108	2.694	1.400
1.70V/Cell	104.18	59.81	47.00	30.06	17.17	9.92	7.62	6.258	5.128	4.180	2.741	1.425
1.67V/Cell	114.69	64.88	51.00	31.74	17.35	10.03	7.70	6.325	5.183	4.225	2.771	1.440
1.60V/Cell	124.25	68.27	53.66	33.10	17.54	10.14	7.79	6.393	5.239	4.271	2.801	1.455
Constant Power Discharge (CP,Unit:W) at 25°C												
F.V/Time	5Min	10Min	15Min	30Min	1Hr	2Hr	3Hr	4Hr	5Hr	6Hr	10Hr	20Hr
1.85V/Cell	179.52	105.97	83.29	54.29	31.69	18.32	14.07	11.55	9.46	7.72	5.06	2.63
1.80V/Cell	182.94	107.99	84.88	55.33	32.29	18.67	14.33	11.77	9.65	7.86	5.16	2.68
1.75V/Cell	186.37	110.02	86.47	56.37	32.90	19.02	14.60	11.99	9.83	8.01	5.25	2.73
1.70V/Cell	203.15	116.62	91.66	58.62	33.48	19.35	14.86	12.20	10.00	8.15	5.35	2.78
1.67V/Cell	223.65	126.52	99.44	61.89	33.83	19.56	15.02	12.33	10.11	8.24	5.40	2.81
1.60V/Cell	242.29	133.12	104.63	64.54	34.20	19.77	15.18	12.47	10.22	8.33	5.46	2.84