



VRLA Battery

**MS 6-12** 12V6Ah

MS Series SLA Battery

**MHB MS Series--Small-size batteries**

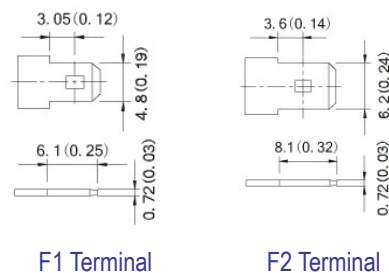
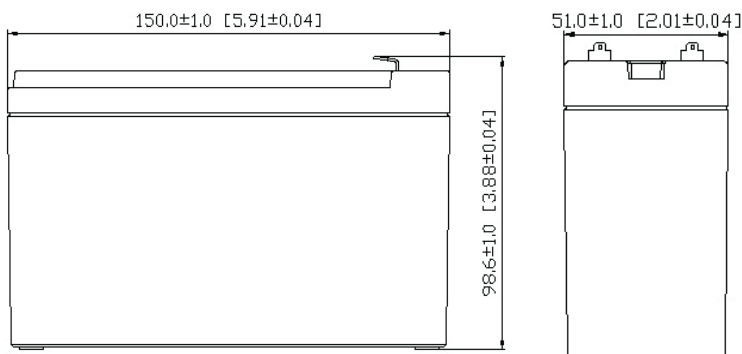
- 100% before shipment testing, stable and reliable long-term quality
- patented grid alloy formula and updated manufacturing technique
- completely sealed and maintenance-free, low self-discharge
- Excellent charging and re-charging acceptance
- Cycle use: More than 260 cycles at 100% DOD
- Floating & standby use: 3-5 years

**Application:**

- Alarm System
- Cable Television
- Communication Equipment
- Emergency Power System
- Security System
- Medical Equipment
- UPS
- Power tools
- Control Equipment
- Toys

**Construction:**

- Component .....Raw material
- Positive .....Lead dioxide
- Negative .....Lead
- Container .....ABS
- Cover .....ABS
- Sealant .....Epoxy
- Safety valve .... Rubber
- Terminal .....Copper
- Separator .....Fiber glass
- Electrolyte.....Sulfuric acid



**Specification:**

Battery Model	MS 6 - 12 12V 6AH			
Designed Floating Life	3~5 Years			
Capacity@(40°C)	20HR(0.300A,10.5V)	10HR(0.57A,10.5V)	5HR(1.02A,10.5V)	1HR(3.47A,5.25V)
	6.00AH	5.70AH	5.10AH	3.47AH
Dimensions	Length	Width	Height	Total Height
	151mm (5.94 inch)	51mm (2.01 inch)	94mm (3.70 inch)	98mm (3.86inch)
Approx. Weight	1.90 kg (4.3 lbs) ± 5%			
Internal Resistance	Full charged at 25°C: ≤ 21m Ω			
Self Discharge	2% of capacity declined per month at (25°C)			
Capacity Affected by Temp.(20HR)	40° C	25° C	0° C	-15° C
	102%	100%	85%	65%
Charge Voltage(25°C)	Cycle use		Float use	
	14.40-15.00V(-30mV/°C), max. Current: 2.4A		13.50-13.80V (-20mV/°C)	

**FUJIAN MINHUA POWER SOURCE CO., LTD.**

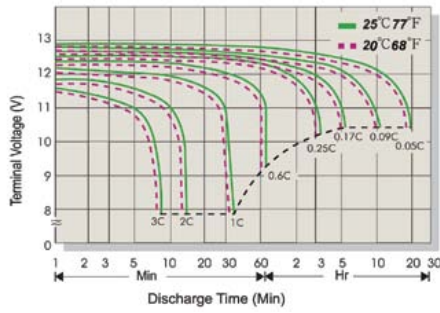
www.mhb-battery.com



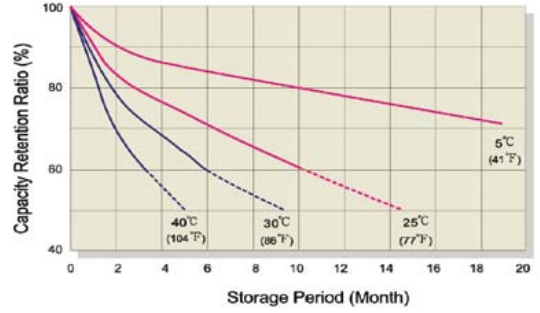
VRLA Battery

MS 6-12 12V6Ah

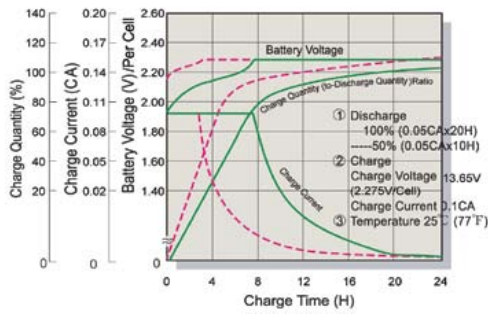
Terminal Voltage (V) and Discharge Time



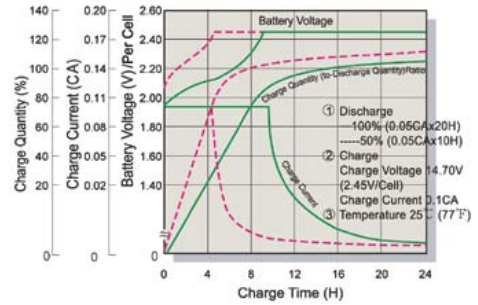
Capacity Retention Characteristic



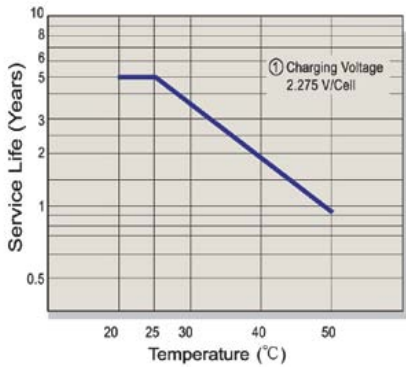
Battery Voltage and Charge Time for Standby Use



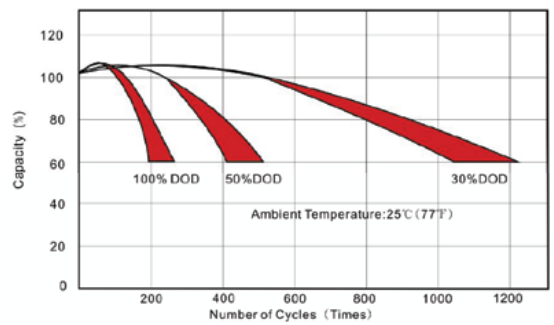
Battery Voltage and Charge Time for Cycle Use



Tickle(or Float) Service Life



Cycle Service Life



Constant Current Discharge(CC,Unit:A) at 25°C

F.V/Time	5Min	10Min	15Min	30Min	1Hr	2Hr	3Hr	4Hr	5Hr	6Hr	10Hr	20Hr
1.85V/Cell	23.65	16.02	12.12	7.45	4.05	2.06	1.49	1.18	0.98	0.84	0.55	0.29
1.80V/Cell	24.80	16.48	12.54	7.51	4.08	2.02	1.52	1.21	1.00	0.86	0.56	0.29
1.75V/Cell	25.90	17.04	12.83	7.58	4.12	2.43	1.54	1.23	1.02	0.87	0.57	0.30
1.70V/Cell	27.01	17.62	13.22	7.68	4.17	2.57	1.57	1.25	1.04	0.89	0.58	0.31
1.67V/Cell	27.85	18.01	13.58	7.77	4.21	2.69	1.59	1.26	1.05	0.90	0.58	0.31
1.60V/Cell	29.50	18.91	14.01	7.96	4.31	2.29	1.61	1.28	1.06	0.91	0.59	0.31

Constant Power Discharge (CP,Unit:W) at 25°C

F.V/Time	5Min	10Min	15Min	30Min	1Hr	2Hr	3Hr	4Hr	5Hr	6Hr	10Hr	20Hr
1.85V/Cell	59.18	31.33	24.17	14.87	8.10	4.91	2.90	2.31	1.92	1.64	1.07	0.56
1.80V/Cell	55.94	33.00	25.02	15.00	8.15	4.99	2.96	2.35	1.95	1.67	1.09	0.57
1.75V/Cell	54.45	34.20	25.87	15.17	8.23	4.86	3.01	2.39	1.99	1.70	1.11	0.59
1.70V/Cell	52.02	35.59	26.73	15.39	8.33	5.23	3.07	2.44	2.02	1.73	1.13	0.60
1.67V/Cell	49.67	36.35	27.23	15.52	8.40	5.37	3.10	2.46	2.05	1.75	1.14	0.60
1.60V/Cell	47.58	38.20	28.20	15.95	8.60	5.51	3.13	2.49	2.07	1.77	1.15	0.61