



VRLA Battery

MS7-12 12V 7Ah

MS Series SLA Battery

MHB MS Series--Small-size batteries

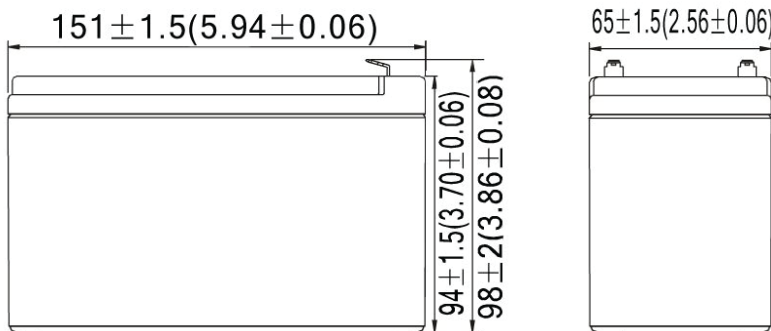
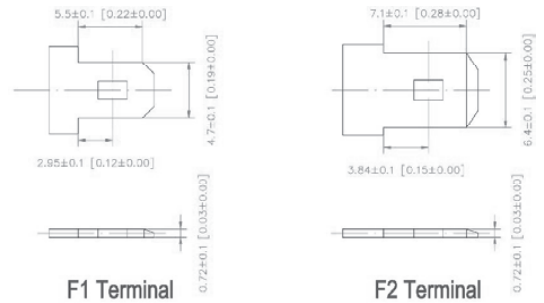
- 100% before shipment testing, stable and reliable long-term quality
- patented grid alloy formula and updated manufacturing technique
- completely sealed and maintenance-free, low self-discharge
- Excellent charging and re-charging acceptance
- Cycle use: More than 260 cycles at 100% DOD
- Floating & standby use: 3-5 years

Application:

- Alarm System
- Cable Television
- Communication Equipment
- Emergency Power System
- Security System
- Medical Equipment
- UPS
- Power tools
- Control Equipment
- Toys

Construction:

- ComponentRaw material
- PositiveLead dioxide
- NegativeLead
- ContainerABS
- CoverABS
- SealantEpoxy
- Safety valve Rubber
- TerminalCopper
- SeparatorFiber glass
- ElectrolyteSulfuric acid



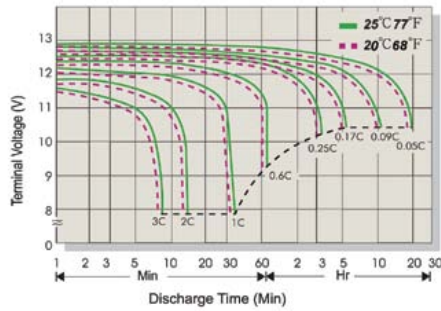
Specification:

Battery Model	MS 7 - 12 12V 7AH			
Designed Floating Life	3~5 Years			
Capacity@(40°C)	20HR(0.35A,10.5V)	10HR(0.663A,10.5V)	5HR(1.19A,10.5V)	1HR(4.05A,10.5V)
	7.00AH	6.63AH	5.95AH	4.05AH
Dimensions	Length	Width	Height	Total Height
	151mm (5.94inch)	65mm (2.56inch)	94mm (3.70inch)	98mm (3.86inch)
Approx. Weight	2.05Kg (4.52 lbs) ± 5%			
Internal Resistance	Full charged at 25°C: ≤ 28m Ω			
Self Discharge	3% of capacity declined per month at (25°C)			
Capacity Affected by Temp.(20HR)	40°C	25°C	0°C	-15°C
	102%	100%	85%	65%
Charge Voltage(25°C)	Cycle use		Float use	
	14.4-15.0V(-30mV/°C), max. Current: 2.10A		13.6-13.8V (-20mV/°C)	

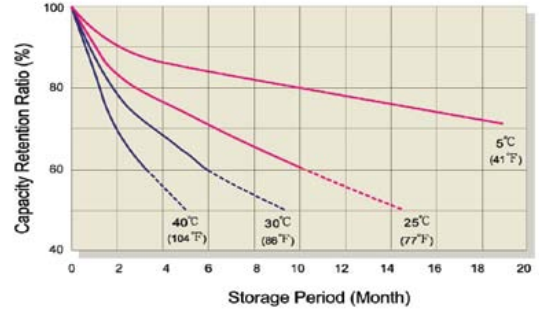
FUJIAN MINHUA POWER SOURCE CO., LTD.

www.mhb-battery.com

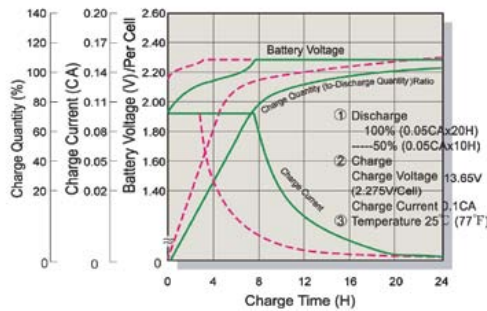
Terminal Voltage (V) and Discharge Time



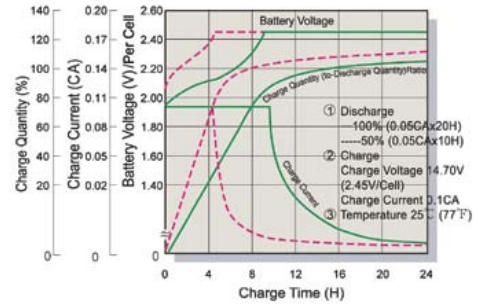
Capacity Retention Characteristic



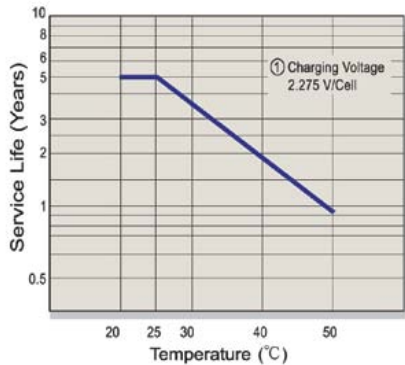
Battery Voltage and Charge Time for Standby Use



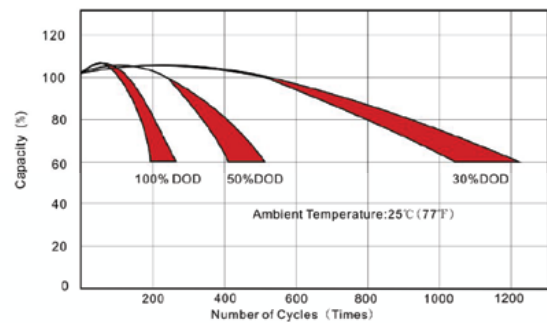
Battery Voltage and Charge Time for Cycle Use



Tickle(or Float) Service Life



Cycle Service Life



Constant Current Discharge (CC, Unit: A) at 25°C

F.V/Time	5Min	10Min	15Min	30Min	1Hr	2Hr	3Hr	4Hr	5Hr	6Hr	10Hr	20Hr
1.85V/Cell	18.30	13.05	10.00	6.62	3.90	2.28	1.74	1.380	1.146	0.979	0.639	0.337
1.80V/Cell	18.64	13.30	10.19	6.75	3.98	2.32	1.77	1.406	1.168	0.998	0.651	0.344
1.75V/Cell	18.99	13.55	10.39	6.88	4.05	2.37	1.80	1.432	1.190	1.017	0.663	0.350
1.70V/Cell	20.70	14.36	11.01	7.15	4.12	2.41	1.83	1.458	1.211	1.034	0.675	0.356
1.67V/Cell	22.79	15.58	11.94	7.55	4.17	2.44	1.85	1.473	1.224	1.045	0.682	0.360
1.60V/Cell	24.69	16.39	12.57	7.87	4.21	2.46	1.87	1.489	1.237	1.057	0.689	0.364

Constant Power Discharge (CP, Unit: W) at 25°C

F.V/Time	5Min	10Min	15Min	30Min	1Hr	2Hr	3Hr	4Hr	5Hr	6Hr	10Hr	20Hr
1.85V/Cell	35.68	25.44	19.51	12.92	7.61	4.45	3.38	2.69	2.23	1.91	1.25	0.66
1.80V/Cell	36.36	25.93	19.88	13.16	7.76	4.53	3.45	2.74	2.28	1.95	1.27	0.67
1.75V/Cell	37.04	26.41	20.25	13.41	7.90	4.62	3.51	2.79	2.32	1.98	1.29	0.68
1.70V/Cell	40.37	28.00	21.47	13.94	8.04	4.70	3.58	2.84	2.36	2.02	1.32	0.69
1.67V/Cell	44.45	30.37	23.29	14.72	8.13	4.75	3.61	2.87	2.39	2.04	1.33	0.70
1.60V/Cell	48.15	31.96	24.51	15.35	8.22	4.80	3.65	2.90	2.41	2.06	1.34	0.71