

## WP40-12N 12Volt 40Ah

### Specifications

Nominal Voltage(V) **12V**

#### Nominal Capacity

20 hour rate	(2A	to	10.50V)	<b>40Ah</b>
10 hour rate	(3.8A	to	10.50V)	<b>38Ah</b>
5 hour rate	(6.8A	to	10.20V)	<b>34Ah</b>
1 C	(40A	to	9.60V)	<b>22.67Ah</b>
3 C	(120A	to	9.60V)	<b>16Ah</b>

Weight **Approx. 13.4kg(29.5Lbs.)**

Internal Resistance (at 1KHz) **Approx. 7.5 mΩ**

#### Maximum Discharge Current for

5 seconds: **480A**

#### Charging Methods at 25 (77 )

##### Cycle use:

Charging Voltage **14.4 to 15.0V**

Coefficient -5.0mV/ /cell

Maximum Charging Current : **12A**

##### Standby use:

Float Charging Voltage **13.5 to 13.8V**

Coefficient -3.0mV/ /cell

#### Operating Temperature Range

Charge **-15 (5 ) to 40 (104 )**

Discharge **-15 (5 ) to 50 (122 )**

Storage **-15 (5 ) to 40 (104 )**

#### Charge Retention (shelf life) at 20 (68 )

1 month **92%**

3 month **90%**

6 month **80%**

#### Case Material

**ABS**

(UL94 HB flame retardant )

#### Terminal

**F8**

#### Description of torque value of hard ware for the terminals:

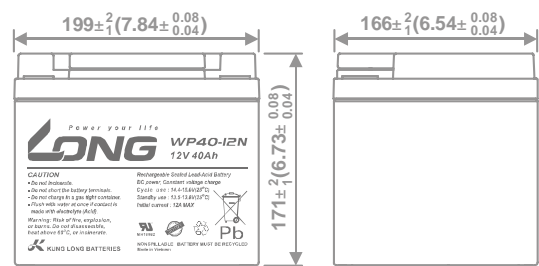
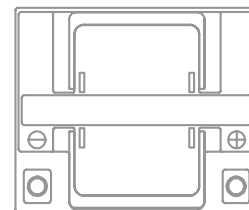
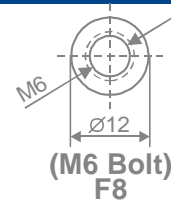
Recommended torque value **M6: 5.39 N-m (55kg-cm)**

Maximum allowable torque value **M6: 8.82 N-m (90kg-cm)**

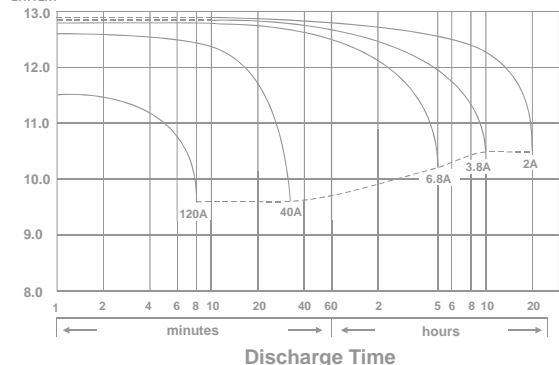


### Dimensions

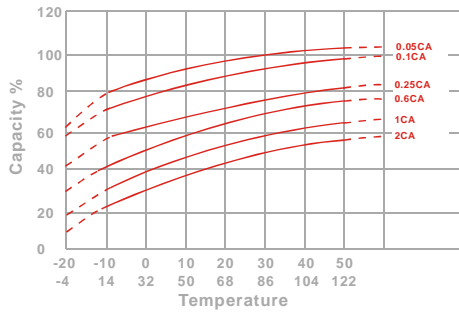
mm(inch)



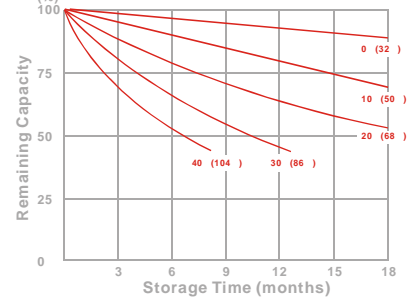
(v) FOR 12V BATTERY Discharge Time VS. Discharge Current (25 )



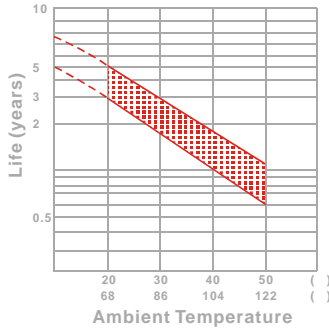
Effect of Temperature on Capacity 25 (77 )



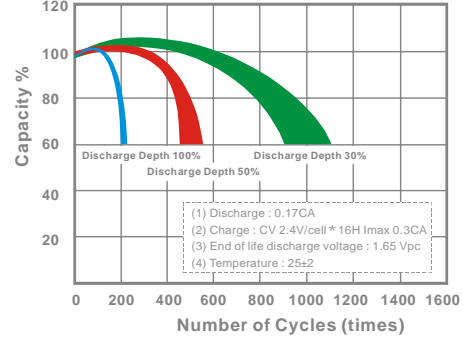
Capacity Retention Characteristic



Trickle (or float) Service Life



Cycle Service Life



## - PERFORMANCE DATA

Discharge Rates in Watts to Various End Voltages at 25 (77 )

End Voltage		1.85V	1.80V	1.75V	1.70V	1.67V	1.65V	1.60V
Time								
6	min	1493	1593	1689	1739	1757	1768	1791
8	min	1233	1311	1384	1422	1436	1445	1463
10	min	1067	1131	1190	1221	1233	1240	1255
15	min	808	852	891	912	920	925	935
20	min	672	706	736	752	758	762	769
30	min	509	532	551	561	565	568	573
60	min	377	392	399	402	404	406	408
90	min	261	271	276	278	279	280	281
120	min	201	209	212	214	215	215	216
180	min	140	145	147	148	148	149	150
240	min	108	112	113	114	114	115	115
300	min	87.9	90.9	92.3	93.0	93.3	93.6	93.9
480	min	57.3	59.3	60.1	60.5	60.7	60.9	61.1
600	min	41.6	42.9	44.1	45.3	45.8	46.4	47.2
1200	min	21.3	22.5	23.6	24.5	24.9	25.4	26.1

- Discharge Rates in Amperes to Various End Voltages at 25 (77 )

End Voltage		1.85V	1.80V	1.75V	1.70V	1.67V	1.65V	1.60V
Time								
6	min	141	150	159	164	166	167	169
8	min	114	121	128	132	133	134	135
10	min	97.0	103	108	111	112	113	114
15	min	72.1	76.1	79.6	81.4	82.2	82.6	83.5
20	min	58.5	61.4	64.0	65.4	65.9	66.2	66.9
30	min	43.5	45.5	47.1	48.0	48.3	48.5	49.0
60	min	31.7	32.9	33.6	33.8	33.9	34.1	34.2
90	min	21.9	22.7	23.1	23.3	23.4	23.5	23.6
120	min	16.8	17.5	17.8	17.9	18.0	18.0	18.1
180	min	11.6	12.0	12.2	12.3	12.4	12.4	12.5
240	min	8.94	9.25	9.40	9.47	9.50	9.53	9.57
300	min	7.29	7.54	7.66	7.72	7.74	7.77	7.80
480	min	4.75	4.91	4.98	5.01	5.03	5.04	5.06
600	min	3.92	4.04	4.10	4.13	4.14	4.15	4.17
1200	min	2.08	2.14	2.17	2.19	2.19	2.20	2.20

All data on the spec. sheet is an average value:

The tolerance range : X<6min(+15%~-15%), 6min X<10min(+12%~-12%),10min X < 60min(+8%~-8%), X 60min(+5%~-5%)

110116-1D



Head Quarter Service - TEL: +886-49-2254-777 FAX: +886-49-2255-139 E-mail: sales@mail.klb.com.tw  
 USA Customer Service - TEL: +1-949-328-7936 FAX: +1-949-266-9917 E-mail: sales@kunglong.com  
 Vietnam Customer Service - TEL: +84-72-3779666 FAX: +84-72-3779476 E-mail: sales@mail.klb.com.tw